

last update: 16/12/2019, v. 1.01

1. General information	
<b>Code</b>	
	ICT.1.SMWS
<b>Title</b>	
	The Best Social Media and Web Solutions for your Classroom
<b>Designer</b>	
	<a href="#">Robert Schwamborn</a>
<b>Website</b>	
	<a href="https://www.teacheracademy.eu/course/best-social-media-web-solutions/">https://www.teacheracademy.eu/course/best-social-media-web-solutions/</a>
<b>Number of participants</b>	
	4-12
<b>Language of the course</b>	
	English.
<b>Locations</b>	
	Berlin, Dublin, Nice and Verona Other locations may be available upon request; please write to <a href="mailto:teachertraining@europass.it">teachertraining@europass.it</a> .
<b>Dates</b>	
	Most of our courses take place every month all year round. You'll find our starting dates <a href="#">here</a> .



## 2. Contents

### Description

The course has been created for teachers who wish to learn more about the use of IT and communication technology in their classrooms.

Participants will take part in small practical group tasks which will show them how to incorporate technology into their lessons to make them more effective and enjoyable. Emphasis will be placed on the most popular social media, as well as on new Web platforms for education.

We will also learn about privacy and the safe use of social media, student versus teacher roles and digital classroom management.

By the end of this course, participants will know how to use social networking platforms and web 2.0 to share their work, create groups, use free resources and apps, and cooperate with others online.

### Learning Outcomes

Participants to the course will learn to:

- Use Social Media in the classroom: managing groups, interacting, communicating, sharing materials;
- Make great visual presentations; practice and improve their presentation and communication skills;
- Manage a virtual classroom, send assignments, search and share useful materials, communicate with students and parents;
- Create their personal teaching blog; teach their students how to use blogs to create portfolios and to develop learning autonomy;
- Motivating students through serious digital games, create and proposing online quizzes;
- Build awareness about ethical issues related to Social Media and Web Platforms.

### Audience

- Teachers: primary, secondary, vocational, adult, special needs;
- Teacher trainers;
- Careers officers;










<ul style="list-style-type: none"> <li>• Headteachers;</li> <li>• Principals;</li> <li>• Managers of schools.</li> </ul>	
<b>Duration of training</b>	
1 week, 30 hours.	
<b>Tentative schedule*</b>	
MONDAY	<ul style="list-style-type: none"> <li>• Introduction to the course, the school, and the external week activities.</li> <li>• Icebreaker activities using drama for trust and ensemble building.</li> <li>• Identification of needs and goals for each participant and relevant populations.</li> <li>• What social technologies do you use in your classroom? Pair and group work activities; Social technologies in the classrooms; Reflection and questions.</li> <li>• Presentations of the participants' schools.</li> </ul>
TUESDAY	<ul style="list-style-type: none"> <li>• Social networks; Managing a Social Classroom; Instructions, Monitoring, Feedback; Activities, reflection and questions.</li> </ul>
WEDNESDAY	<ul style="list-style-type: none"> <li>• Social video platforms; Practical activities, reflection and questions.</li> </ul>
THURSDAY	<ul style="list-style-type: none"> <li>• Presentation tools; Blogs; Activities, reflection and questions.</li> </ul>
FRIDAY	<ul style="list-style-type: none"> <li>• Google tools and online quizzes; Group work, Activities, reflection and questions; Developing an e-Safe classroom; Encourage students to be digitally literate as well as safe and responsible social users; Reflection and questions.</li> </ul>
SATURDAY	<ul style="list-style-type: none"> <li>• Course evaluation: round up of acquired competences, feedback, and discussion;</li> <li>• Awarding of the course Certificate of Attendance;</li> <li>• Excursion and other external cultural activities.</li> </ul>
<p>* Notes:</p> <ul style="list-style-type: none"> <li>• the schedule describes likely activities but may be modified in accordance with the requests and needs of the participants;</li> <li>• presentations of the participants' schools may be divided up and take place after the breaks on each day of the course.</li> </ul>	





### 3. Additional information

<b>Free time activities offered</b>
All courses include one or more City Guided Tours, and one Excursion (usually on Saturday). Please check our webpage for more details.
<b>Type of certification awarded</b>
<ul style="list-style-type: none"> <li>• Certificate of Attendance, including a description of the course contents;</li> <li>• Europass Mobility Certificate.</li> </ul>
<b>Price</b>
Course + Free time activities: € 480
<b>Enrolment and payment</b>
Please fill in the enrolment form <a href="#">on the school website</a> . We will send you an enrolment confirmation with information about how to proceed to the payment.
<b>Grants</b>
Participants can apply for the Erasmus+ grant to cover course fees, travel and accommodation costs. Please visit <a href="#">our website</a> for more information.

Follow us on:      

Alumni group: 

Discover our: [Video Tutorial Platform](#), [Italian Language School](#) and [Language Academy](#)

For feedbacks:  

**See you soon!**

